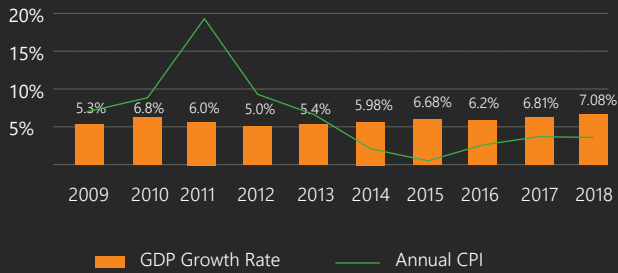
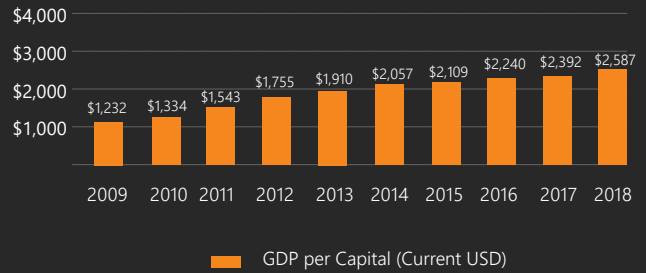


# KEY ECONOMIC OVERVIEW 2019 FOR VIETNAM

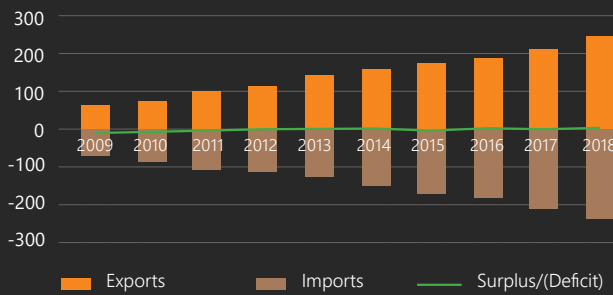
GDP Growth Rate 2009-2018



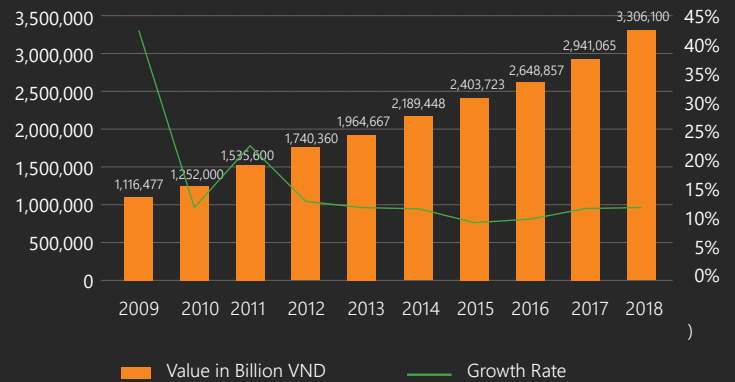
GDP per Capital Growth 2009-2018



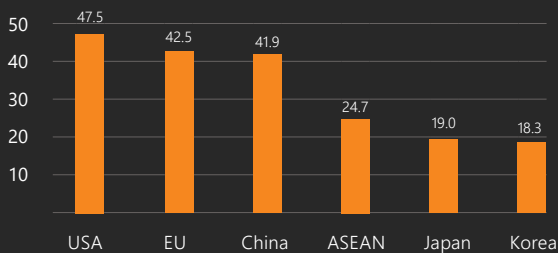
Vietnam Inports and Exports 2009 - 2018 (Billion USD)



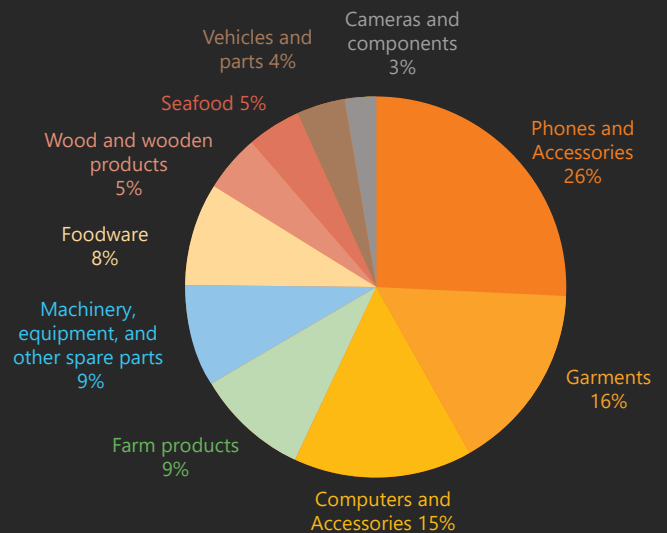
Retail Sales & Growth 2009-2018



Top Export Destinations in 2018 (Billion USD)

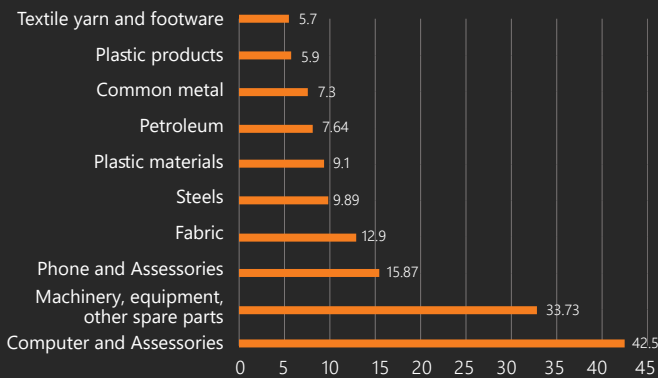


Top 10 Export Sectors in 2018

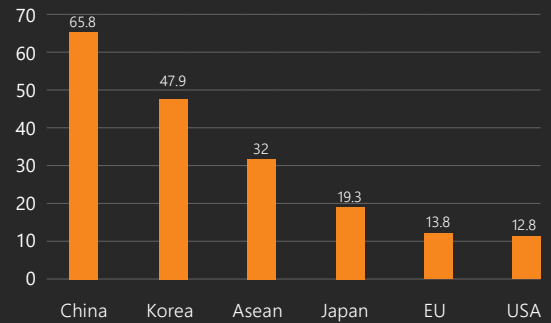


# 2019 ECONOMIC OVERVIEW FOR VIETNAM

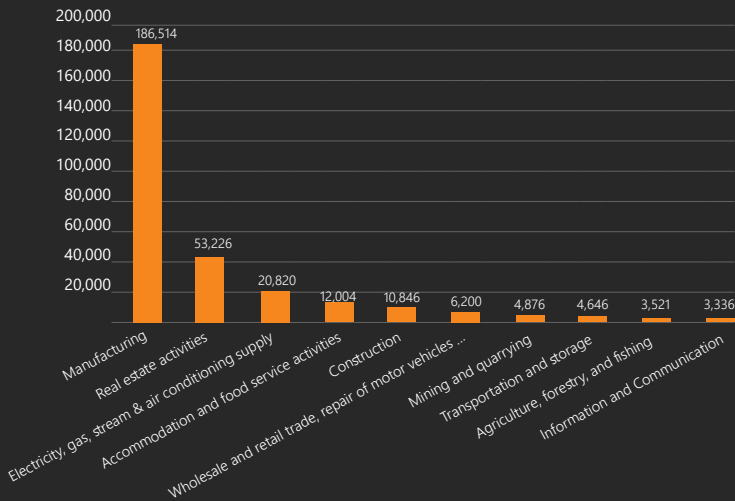
**Top 10 Imported Products in 2018 (Billion USD)**



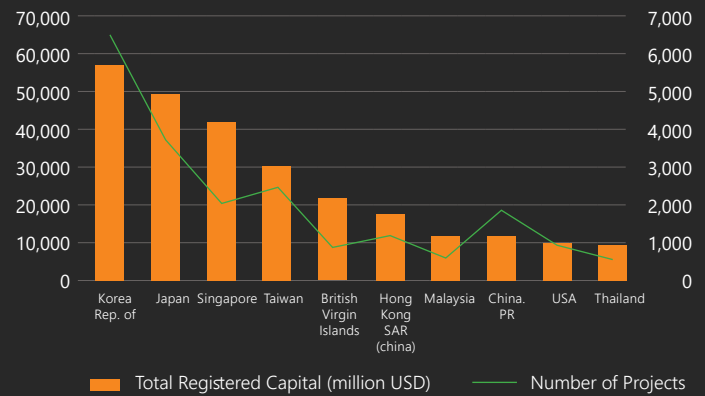
**Top Import Country Sources in 2018 (Billion USD)**



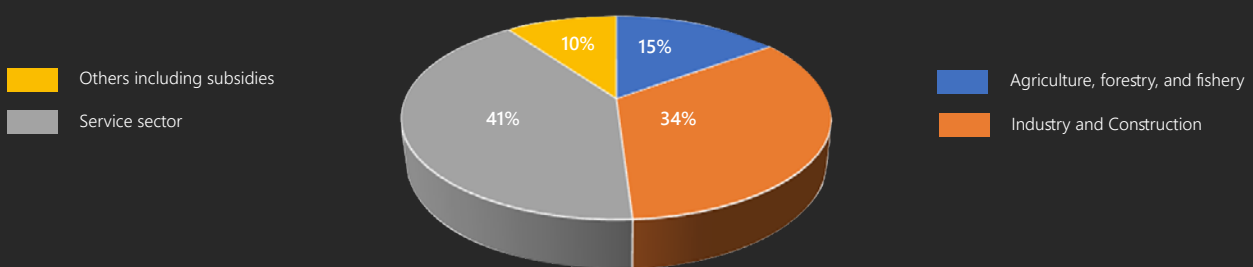
**Top 10 Sectors for Foreign Investment - Lifetime**



**Top 10 Foreign Direct Investment (FDI) from Counterparts by Country - Lifetime**



**GDP by Sector in 2018**



**FOR FURTHER INFORMATION CONTACT:**

**Matthew Lourey, Managing Partner**  
email: matthew.lourey@domicilecs.com

**Vlad Savin, Business Development Executive**  
email: vlad.savin@domicilecs.com

**Ho Chi Minh City:** Level 9, Abacus Tower  
58 Nguyen Dinh Chieu, District 1

**Hanoi:** Level 13, Hanoi Towers  
49 Hai Ba Trung, Hoan Kiem District

**Danang:** Level 3, Indochina Riverside Tower  
74 Bach Dang, Hai Chau District

P: +84 (0)28 6291 5779  
E: info@domicilecs.com  
www.DomicileCS.com